

Date: 22.04.2026



As per the attendance details furnished by the concerned faculties in the Attendance Shortage Record for their respective subjects, for the months of January, February, March and April 2026, the following students are short of 75% attendance in the subjects indicated against their roll numbers.

First Year					
Family Law - I	SI. NO.	Roll no.	Percentage	Roll No.	Percentage
	1	25127	68.08%	25204	68.00%
	2	25133	70.21%	25218	68.00%
	3	25157	68.08%	25230	68.00%
	4			25249	71.15%
	5			25257	68.00%
Political Science - II	SI. NO.	Roll no.	Percentage	Roll No.	Percentage
	1	25101	72.97		
	2	25111	72.97		
	3	25118	70.27		
	4	25133	72.97		
	5	25143	72.97	NA	
	6	25147	70.27		
	7	25152	70.27		
	8	25153	70.27		
	9	25154	70.27		
	10	25157	70.27		
	11	25163	72.97		
Legal History	SI. NO.	Roll no.	Percentage	Roll No.	Percentage
	1	25127	68.00%	25230	68.00%
Law and Literature	SI. NO.	Roll no.	Percentage	Roll No.	Percentage
	1	25101	68.25	25218	74.46
	2	25110	74.50	25249	68.05
	3	25127	68.62	25265	70.21
	4	25133	68.62		
	5	25147	68.62		
	6	25152	68.25		
	7	25153	68.62		
	8	25154	68.62		
	9	25157	68.62		
	10	25163	68.62		
Sociology of Law	SI. NO.	Roll no.	Percentage	Roll No.	Percentage
	1	25127	67.39		
	2	25152	67.39		
	3	25153	69.56	NA	
	4	25154	67.39		
	5	25157	67.39		

Law of Contracts - I	SI. NO.	Roll no.	Percentage	Roll No.	Percentage
	1			25230	69
International Business	SI. NO.	Roll no.	Percentage	Roll No.	Percentage
	1			25204	68
	2			25211	74.5
	3			25215	74.5
	4			25220	74.5
	5			25230	72
	6	NA		25239	74.5
	7			25249	72
	8			25253	72
	9			25256	74.5
	10			25257	72
	11			25265	74.5
Financial Management	SI. NO.	Roll no.	Percentage	Roll No.	Percentage
	1	NA		25215	70.00%
				25230	70.00%

Second Year

Macroeconomics	SI. NO.	Roll no.	Percentage	Roll No.	Percentage
	1	24117	69.70		
	2	24122	69.70	NA	
	3	24130	72.00		
	4	24145	69.70		
	5	24153	69.70		
Criminal Law II	SI. NO.	Roll no.	Percentage	Roll No.	Percentage
	1	24117	70.00	24203	67.00
	2	24122	68.00	24204	69.00
	3	24124	70.00	24205	69.00
	4	24135	68.00	24210	72.00
	5	24149	70.00	24211	72.00
	6	24153	72.00	24215	67.00
	7			24219	69.00
	8			24231	74.00
	9			24236	67.00
	10			24241	67.00
	11			24242	67.00
	12			24246	67.00
	13			24250	74.00
	14			24251	67.00
	15			24255	67.00
	16			24256	72.00
	17			24262	67.00
	18			24263	69.00
	19			24265	67.00
	20			24266	67.00

Labour Laws I	SI. NO.	Roll no.	Percentage	Roll No.	Percentage
	1	24122	71.42% (30)	24203	69.04% (29)
	2	24124	69.04% (29)	24215	69.04% (29)
	3	24130	69.04% (29)	24236	69.04% (29)
	4	24132	73.80% (31)	24241	69.04% (29)
	5	24135	69.04% (29)	24242	73.80% (31)
	6	24153	69.04% (29)	24246	69.04% (29)
	7	24165	69.04% (29)	24250	69.04% (29)
	8			24251	69.04% (29)
	9			24255	69.04% (29)
	10			24262	69.04% (29)
	11			24263	73.80% (31)
Law of Evidence	SI. NO.	Roll no.	Percentage	Roll No.	Percentage
	1	24106	69.38%	24251	68
	2	24122	67.34%	24262	68
	3	24145	71%		
	4	24153	67.34%		
	5	24165	69.38%		
Public International Law	SI. NO.	Roll no.	Percentage	Roll No.	Percentage
	1	24124	67	24234	67
	2	24149	67	24204	72
	3	24153	67	24211	67
	4	24165	67	24215	67
	5			24220	67
	6			24223	72
	7			24236	67
	8			24241	67
	9			24246	67
	10			24251	67
	11			24255	70
	12			24256	70
	13			24262	67
	14			24265	67
	15			24266	70
	16			23223	67
Business Environment	SI. NO.	Roll no.	Percentage	Roll No.	Percentage
	1			24203	67%
	2			24215	70%
	3	NA		24236	68%
	4			24246	70%
	5			24251	70%
	6			24262	70%
	7			24265	67%

Third Year

Constitutional Law - II	SI. NO.	Roll no.	Percentage	Roll No.	Percentage
	1	23149	73	NIL	
	2	232707	71		
Money Banking and Public Finance	SI. NO.	Roll no.	Percentage	Roll No.	Percentage
	1	23159	73.8	NA	
	2	232707	71.4		
Jurisprudence - II	SI. NO.	Roll no.	Percentage	Roll No.	Percentage
	1	23115	73.33	23201	74.47
	2	23159	71.11	23211	72.34
	3	232707	71.11	23221	72.34
	4	232718	73.33	23225	74.47
	5			23226	72.34
	6			23228	68.09
	7			23229	70.21
	8			23240	68.09
	9			23259	74.47

Fourth Year


Taxation Laws - II	SI. NO.	Roll no.	Percentage	Roll No.	Percentage
	1	2711	70.15%	2804	73.85%
	2	2712	67.16%	2825	68.00%
	3	2716	71.64%	2829	72.31%
	4	2717	68.00%	2832	67.00%
	5	2722	70.15%	2834	68.00%
	6	2724	73.13%	2844	67.69%
	7	2729	68.00%	2850	67.69%
	8	2733	71.64%		
	9	2734	68.00%		
	10	2737	74.63%		
	11	2738	67.16%		
	12	2742	74.63%		
	13	2755	74.63%		
	14	2756	68.00%		
	15	2760	68.00%		
	16	2766	68.66%		
	17	2767	73.13%		
	18	2771	71.64%		
	19	2772	68.00%		
	20	2773	73.13%		
	21	2775	68.00%		
	22	2777	71.64%		
	23	272580	68.00%		


Gender Justice & Feminist Jurisprudence	SI. NO.	Roll no.	Percentage	Roll No.	Percentage
	1	2711	41 (68.3%)	2817	41 (68.3%)
	2	2712	42 (70%)	2825	40(67.0%)
	3	2717	43 (71.6%)	2832	40 (67.6%)
	4	2767	41 (68.3%)	2850	43 (71.6%)
	5	2772	42 (70%)		

1. It is hereby informed that there is no case of short attendance in any subject of the LL.M. Programme across all groups.

2. In respect of the Five-Year LL.B. Programme, all those students who have secured attendance above 67% but below 75% are hereby directed to submit their medical records/documents. The same shall be placed before the Hon'ble Vice-Chancellor, who may, in accordance with the Bar Council of India (BCI) Rules, exercise the discretion to permit such students to appear in the End-Semester Examination, April 2026.

3. All students who have secured attendance below 67% are hereby debarred from appearing in the End-Semester Examination, April 2026, as per the applicable rules.


Dr. Pooja Srivastava
 Member Attendance
 Academics and Examination
 Committee
 22/4/26


Prof. (Dr.) S. P. Singh
 Registrar,
 Chanakya National Law University, Patna